



Oil Spill Eater Cleaning Procedure for Marine Vessels Tanks
by Oil Spill Eater International Corp Technical dpt.



Oil Spill Eater II (OSE II) is the world's most environmentally safe and cost effective bioremediation process for the mitigation of hazardous waste, spills and contamination virtually anywhere of any size, large or small.

Oil Spill Eater Cleaning Procedure of Marine Vessels Tanks by Oil Spill Eater International Corp Technical dpt.



Example

Vessel class: Aframax

Remaining Crude Oil at the tank's hull surface

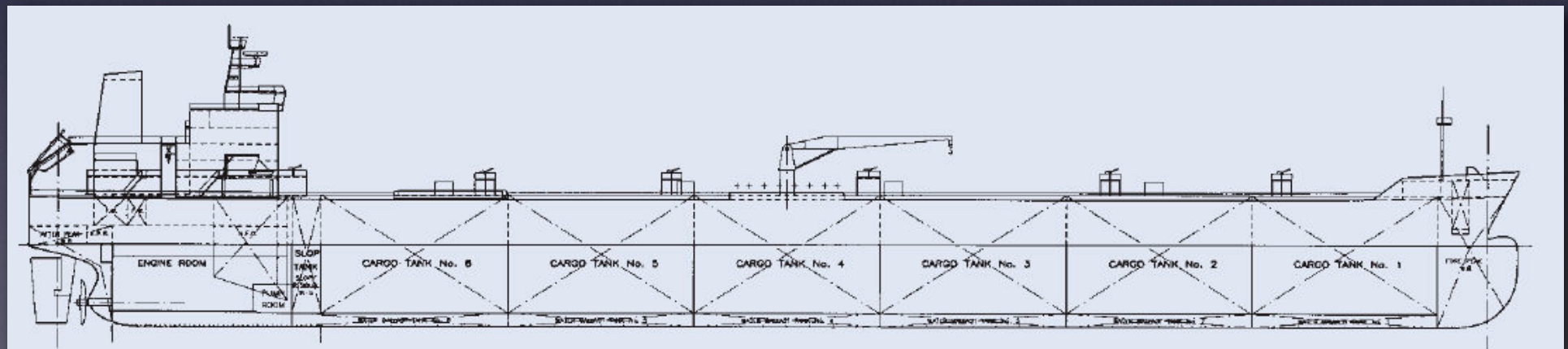
Remaining Sludge at the bottom of the tanks 4.000 Lt.

Oil Spill Eater Cleaning Procedure of Marine Vessels Tanks by Oil Spill Eater International Corp Technical dpt.

Recommended OSE II - Sea Water mixing ratio: 2% - 3%

Step 1

Add 2.000 Lt. of sea water into the sludge to “wet” it



Oil Spill Eater Cleaning Procedure of Marine Vessels Tanks by Oil Spill Eater International Corp Technical dpt.

Step 2

Add aerator to the sludge and turn it on




Oil Spill Eater Cleaning Procedure of Marine Vessels Tanks by Oil Spill Eater International Corp Technical dpt.

Step3

Clean tank surface by applying 1 Lt. of OSEII-water mixture per
9,2 square meters of surface

*10 Lt. of OSEII can be used to clean 4.600 square meters
or 1 drum of OSEII per 100.000 square meters*



Oil Spill Eater Cleaning Procedure of Marine Vessels Tanks by Oil Spill Eater International Corp Technical dpt. Step4

Set the educator & mix it with OSEII.

Add half the quantity needed into the sludge

64 Lt. of OSE II mixed with 3.200 Lt. of sea water,

to treat 3.200 Lt. of oil in the sludge. Half equals to 32 Lt. mixed with 1.600 Lt. of water.

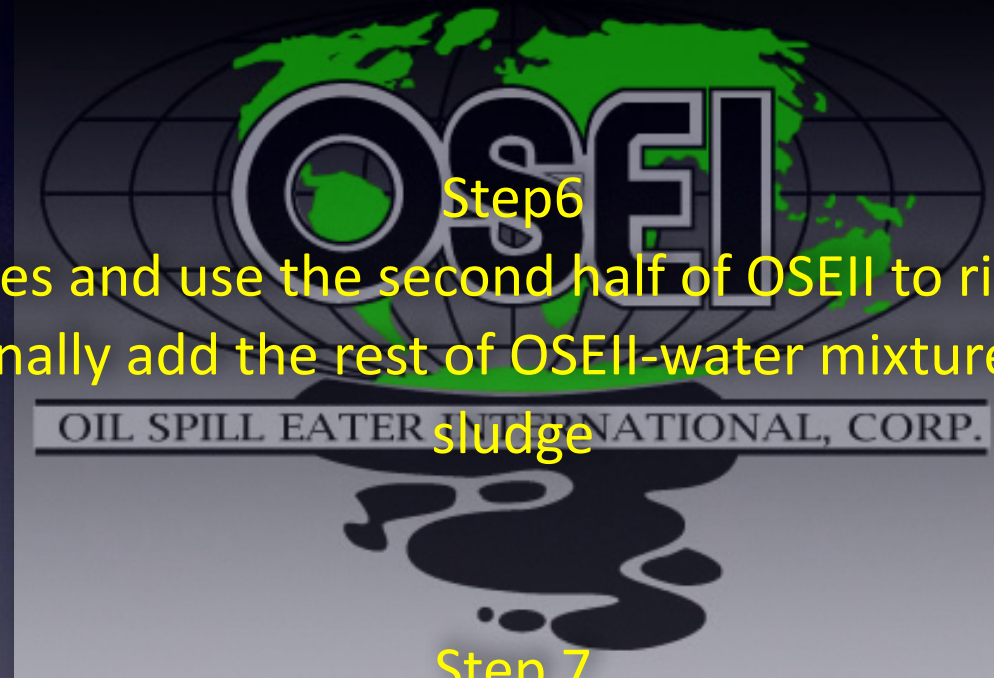
Sludge is a mixture of hydrocarbons, solids and water. OSEII will have to treat the hydrocarbons, therefore an idea of its concentration inside the sludge is necessary. If this is not possible, it is recommended to treat it with the assumption it is 80% oil & 20% solids



Oil Spill Eater Cleaning Procedure of Marine Vessels Tanks by Oil Spill Eater International Corp Technical dpt.

Step5

Wait 30 minutes and try to stir the sludge



Step6

Wait 45 minutes and use the second half of OSEI to rinse the walls of the hull and finally add the rest of OSEI-water mixture directly to the sludge

Step 7

Wait 30 minutes and try to stir the sludge.
Then apply clean sea water to rinse the walls of the hull.



Thank You

